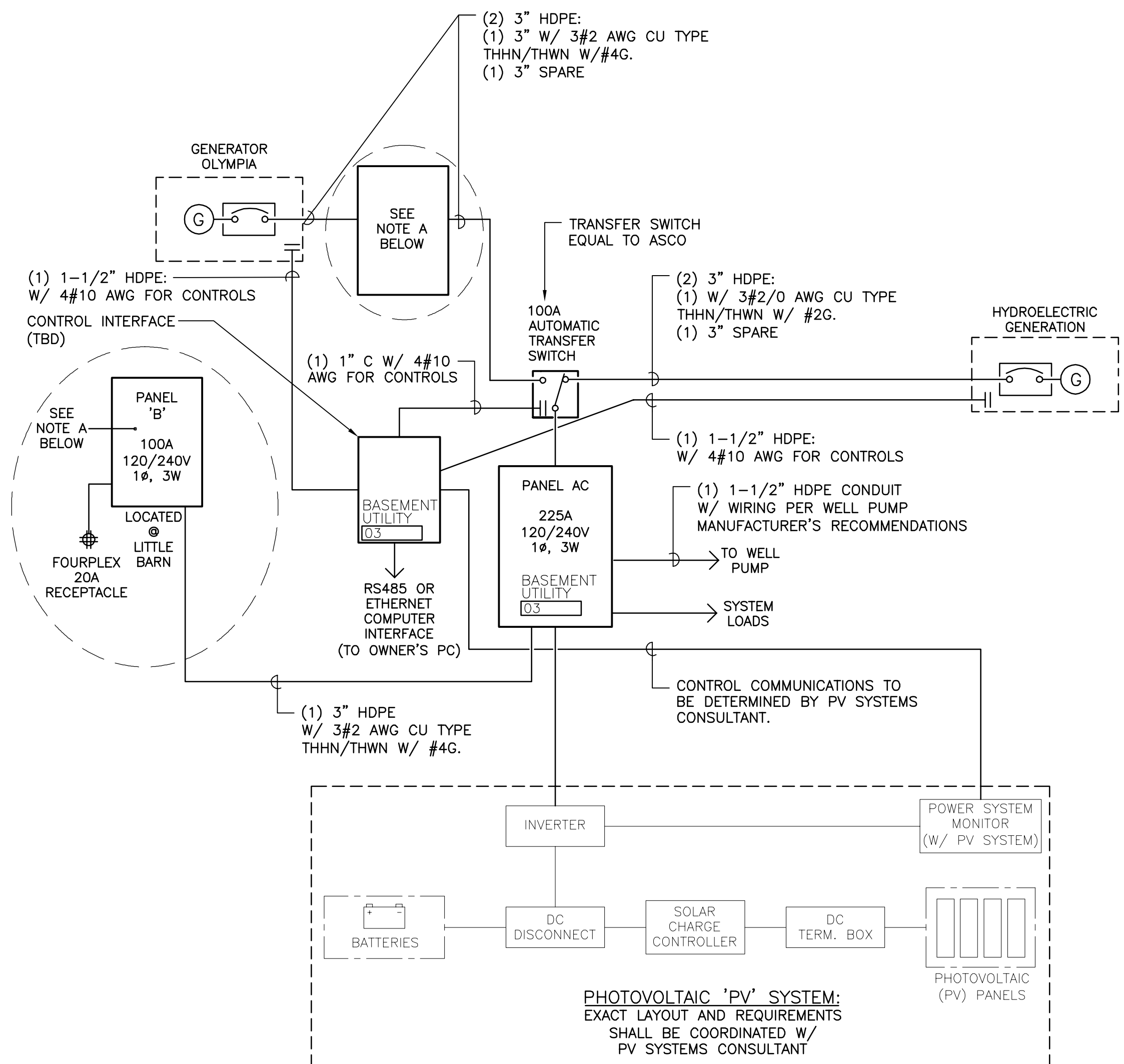
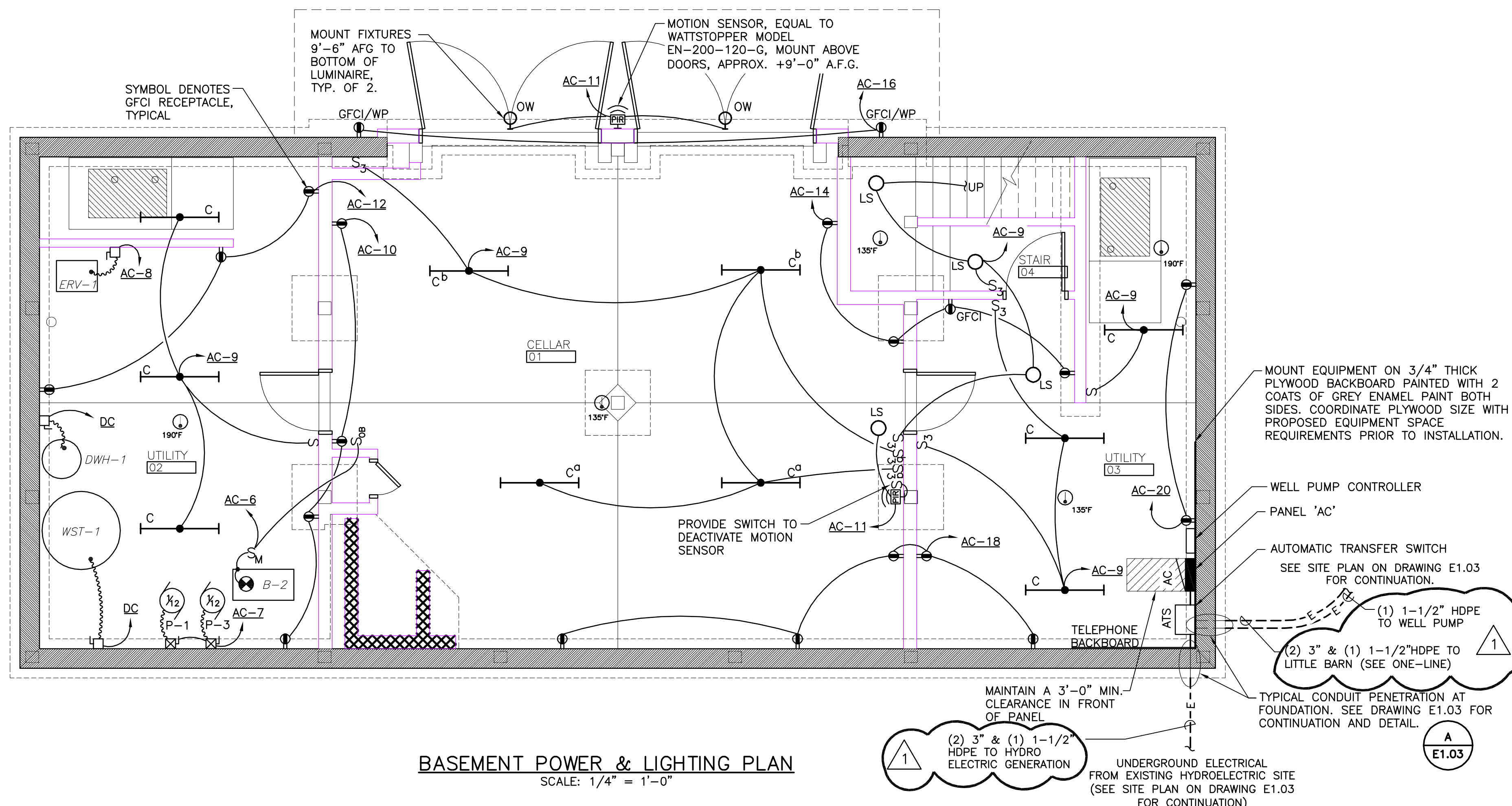


TYPICAL DEVICE ENGRAVING DETAIL
SCALE: NOT TO SCALE

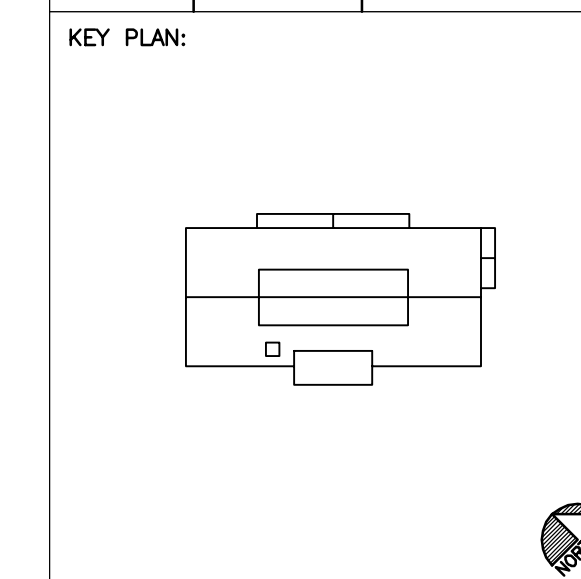


GREEN WOODLANDS LIGHTING FIXTURE SCHEDULE																			
TYPE	MANUFACTURER	CATALOG	MOUNTING	USAGE	ROOM NO.	ROOM NAME	QTY	ENERGY STAR	QTY	FLE	QTY	INCAND	PER FIX WATTS	TOTAL WATTS	NO. OF LAMPS	SOURCE	LAMPS	NOTES	
AW			WALL	EXT.	EXT.	EXT. MUD RM	1		1	YES				0		FLE			
BW-36	AMERICAN FLUORESCENT	ST 130-RSE-8	WALL	CLOSET	08	BEDROOM	2	YES					26	52		FLE	F025T8 3K 85 CRI	.77 BF 3100 LUMEN LAMPS	
BW-36	AMERICAN FLUORESCENT	ST 130-RSE-8	WALL	CLOSET	10	BEDROOM	1	YES					26	26		FLE	F025T8 3K 85 CRI	.77 BF 3100 LUMEN LAMPS	
BW-36	AMERICAN FLUORESCENT	ST 130-RSE-8	WALL	CLOSET	13	BEDROOM	2	YES					26	52		FLE	F025T8 3K 85 CRI	.77 BF 3100 LUMEN LAMPS	
C	AMERICAN FLUORESCENT	ST 140-RSE-8	SURFACE	GENERAL	03	UTILITY	2	YES					33	66		FLE	F032T8 3K 85 CRI	.77 BF 3100 LUMEN LAMPS	
C	AMERICAN FLUORESCENT	ST 140-RSE-8	SURFACE	GENERAL	01	CELLAR	4	YES					33	132		FLE	F032T8 3K 85 CRI	.77 BF 3100 LUMEN LAMPS	
C	AMERICAN FLUORESCENT	ST 140-RSE-8	SURFACE	GENERAL	02	UTILITY	2	YES					33	66		FLE	F032T8 3K 85 CRI	.77 BF 3100 LUMEN LAMPS	
C	AMERICAN FLUORESCENT	ST 140-RSE-8	SURFACE	GENERAL	02	COMPOST	1	YES					33	33		FLE	F032T8 3K 85 CRI	.77 BF 3100 LUMEN LAMPS	
C	AMERICAN FLUORESCENT	ST 140-RSE-8	SURFACE	GENERAL	03	COMPOST	1	YES					33	33		FLE	F032T8 3K 85 CRI	.77 BF 3100 LUMEN LAMPS	
DW	CONANT CUSTOM BRASS		WALL	VANITY	11	BATH					2	YES	120	240		INC			
EW	CONANT CUSTOM BRASS		WALL	VANITY	14	BATH					2	YES	120	240		INC			
FW	CONANT CUSTOM BRASS		WALL	VANITY	09	MASTER BATH					2	YES	120	240		INC			
GS	CONANT CUSTOM BRASS	SCHOOLHOUSE 14"	SURFACE	GENERAL	09	MASTER BATH			1	YES			57	57	1	FLE		ESTIMATE ON WATTS	
HP	CONANT CUSTOM BRASS	SCHOOLHOUSE 14"	PENDANT	GENERAL	11	BATH			1	YES			57	57	1	FLE		ESTIMATE ON WATTS	
HP	CONANT CUSTOM BRASS	SCHOOLHOUSE 14"	PENDANT	GENERAL	14	BATH			1	YES			57	57	1	FLE		ESTIMATE ON WATTS	
IS	CONANT CUSTOM BRASS	RIBBED GLASS	SURFACE	GENERAL	06	KITCHEN			4	YES			150	600	1	INC		ESTIMATE ON WATTS	
JS	CONANT CUSTOM BRASS	RLM CEILING MT.	SURFACE	COUNTER	06	KITCHEN			3	YES			36	108	1	FLE		ESTIMATE ON WATTS	
KU-2	AMERICAN FLUORESCENT	TLE-208	UNDERCAB.	TASK	06	KITCHEN	4	YES					13	52		FLE	F8T5		
LS	CONANT CUSTOM BRASS	RLM CEILING MT.	SURFACE	GENERAL	05	MUD RM			3	YES			59	177		FLE		ESTIMATE ON WATTS	
LS	CONANT CUSTOM BRASS	RLM CEILING MT.	SURFACE	GENERAL	06	KITCHEN			1	YES			59	59		FLE		ESTIMATE ON WATTS	
LS	CONANT CUSTOM BRASS	RLM CEILING MT.	SURFACE	GENERAL	04	STAIR			3	YES			59	177		FLE		ESTIMATE ON WATTS	
LS	CONANT CUSTOM BRASS	RLM CEILING MT.	SURFACE	GENERAL	03	UTILITY			1	YES			59	59		FLE		ESTIMATE ON WATTS	
LS	CONANT CUSTOM BRASS	RLM CEILING MT.	SURFACE	GENERAL	01	CELLAR			1	YES			59	59		FLE		ESTIMATE ON WATTS	
MW	CONANT CUSTOM BRASS	RLM 12" TO 14"	WALL	SCONCE	07	LIVING			1	YES			59	59		FLE		ESTIMATE ON WATTS	
MW	CONANT CUSTOM BRASS	RLM 12" TO 14"	WALL	SCONCE	12	BALCONY			3	YES			59	177		FLE		ESTIMATE ON WATTS	
N	NOT USED																		
OW	CONANT CUSTOM BRASS	RLM	WALL	EXT.	EXT.	EXT. BEDROOM	1		1	YES			0	0		FLE		ESTIMATE ON WATTS	
PR	TBD	TBD	RECESS	EXT.	EXT.	EXT. LIVING	1		1	YES			0	0		FLE		ESTIMATE ON WATTS	
QS	CONANT CUSTOM BRASS	RLM 12" TO 14"	WALL	GENERAL	07	LIVING			4	YES			0	0		FLE		ESTIMATE ON WATTS	
RP	CONANT CUSTOM BRASS	RLM SIGN	PENDANT	WALLWASH	12	BALCONY			2	YES			0	0		FLE		ESTIMATE ON WATTS	

LIGHTING GENERAL NOTES:

- ALL FINAL FIXTURE LOCATIONS AND MOUNTING HEIGHTS SHALL BE COORDINATED WITH ARCHITECT AND OWNER PRIOR TO INSTALLATION.
- LIGHTING FIXTURE SCHEDULE PREPARED AND PROVIDED BY J&M LIGHTING DESIGN, INC. AND ISSUED ON 07-27-06.

REVISION	DATE	COMMENTS
-	-/-/-	-
1	8/29/06	ADDENDUM 1



PROJECT:
GREEN WOODLANDS
BARN/HOUSE PROJECT

ISSUED:
CONSTRUCTION DOCUMENTS

DRAWING TITLE:
BASEMENT POWER &
LIGHTING PLAN AND
ONE-LINE DIAGRAM

PROJECT NO: 570 DATE: 07/31/06
SHEET NUMBER:

E1.01